


LESSON #6: Local Outings

- Focus on people
- Vary your scope
- One page or multiple pages?
- Concentrate on the place
- Feature the activities
- Sketch bundle for everyday life pages

Do you take photos and scrapbook your local outings to museums, parks, playgrounds, performances, fairs, sports events, the pool, lunch spots? Many local outings are repeat visits to favorite places, and, thus, you may not be photographing them regularly. The challenge is to scrap these places and outings over time in ways that keep a record and don't feel stale or redundant.

The photos for "Eating Blueberries," on this page," and "Blueberry Season," and "Get Your Hand Outta My Bucket," both on the next page were all taken at the same berry-picking patch--

but at different times: 2005, 2007, and 2008 respectively. Taking a camera blueberry picking is a bit of a nuisance, but I try to take it at least once each year. I love how these pages show our repetitions and our growth.



If you're not photographing everyday outings, sit down and make a list of the places you visit frequently. Make plans to take the camera along next time. A quick way to jumpstart your list is to consider destinations by season, since many local outings are tied to the season and holidays.

When you're scrapbooking your local (and repeated outings) consider taking a variety of the following angles so that you provide different and varied looks at the same outing.



CLICK for journaling.



CLICK for journaling.

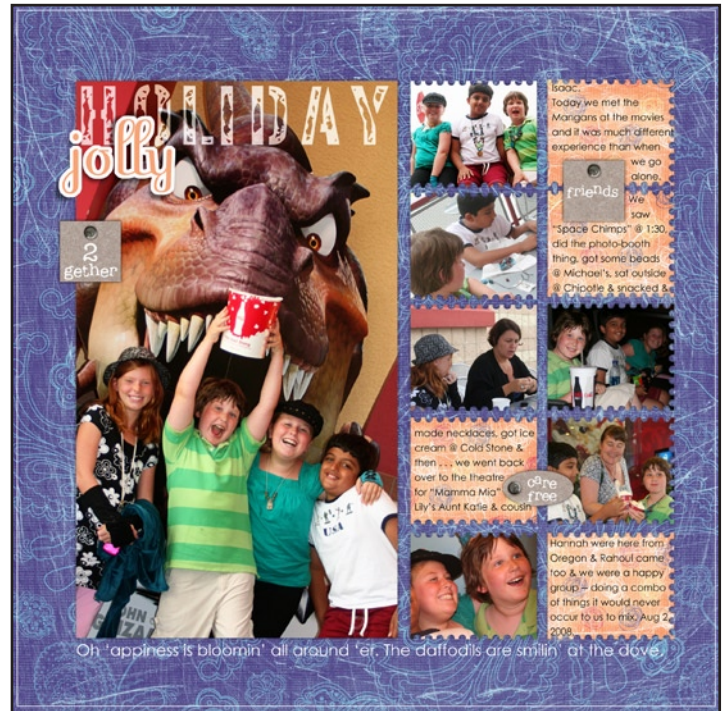
focus on the people

Local outings are often driven as much by wanting to do something with friends as by the desire to be at a particular location. You can provide this focus with photos, or journaling, or both.


Show and tell who you went with, why you went with them, and what it was like to make this outing with them. Do you find that the way you experience a particular locale changes depending upon your company? In the journaling for "Jolly Holiday" I provide a run-down of what going to the movies with our friends the Mangans entails--it's all a much different experience than we'd have on our own.

When there's not a whole lot of activity or scenery to show, focusing on the people is the way to go. Eating dinner out isn't the most thrilling thing to scrapbook, but on the outing shown in "Us Out" we were marking my birthday. I wanted a record of being celebrated, thus brought the camera along. And while the photos are of just "us," I love seeing what the behavior in them reveals about individuals and relationships.

As you "focus on the people" think about the different ways you can focus on



CLICK for journaling.

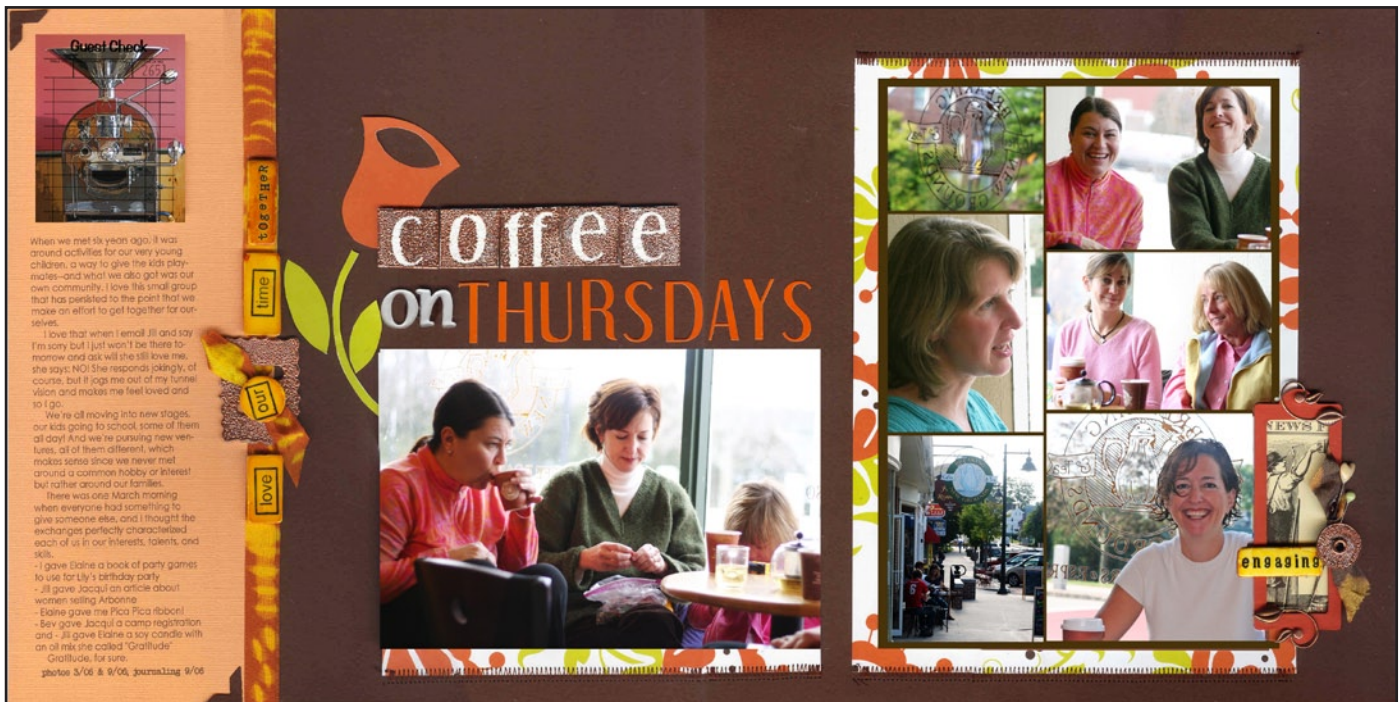


them--you can show them in photos, you can describe them and their behavior in the journaling, AND, if you're feeling like getting some feelings onto the page, you can journal about your relationships with them and how they relate to the outing you're scrapbooking.

In "Coffee on Thursdays," I write about the evolution of a friendship between several women and of how this regular outing has become key to its endurance. In "Rink Time," the photos show the outing and activity, but the journaling's focus is on how we need to make more time to spend with these friends no matter what the activity.



CLICK for journaling.



CLICK for journaling.

vary your scope

Sometimes you'll have photos and an interesting timeline from an outing, and you'll include all of it on a page. In "And We Shopped" I took photos of multiple stops and purchases, as well as the lunch to present a picture of our day.

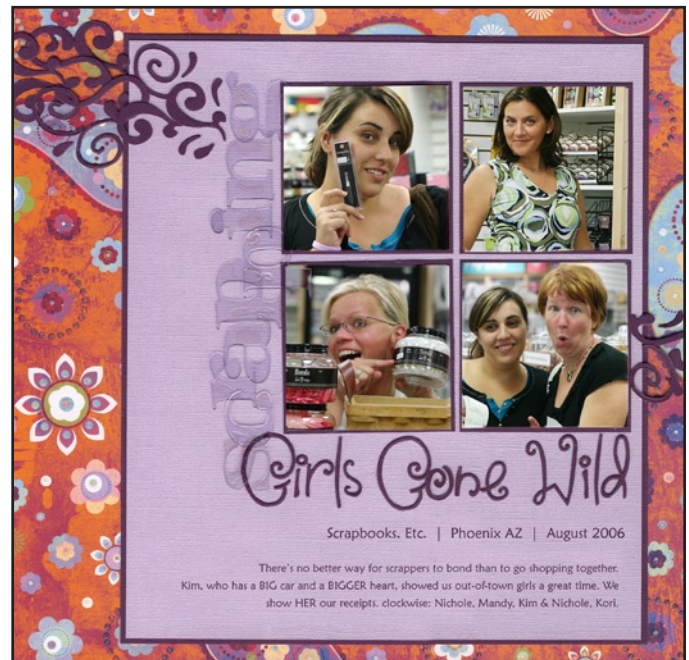


CLICK for journaling.

You don't need to scrap the entire outing, though, to convey a feel for the spirit and intent. "The Shoppers" shows my nieces ready to do a girl's shopping day with me -- their purses and lunch outfits chosen



CLICK for journaling.



carefully. "Scrapping Girls Gone Wild" captures one stop on a day of shopping and eating with scrapbooking friends.

get it all onto one page OR use multiple pages?


This will be influenced by the quantity of photos you have, the level of importance the outing has to you, and the amount of space you'd like to give over to this outing in your albums.

The outing to see "Fairy Houses" shown here was a few delightful hours, and I want to convey just that -- that it was a lovely excursion. I did not want multiple pages in my album (though I took so many photos, there was certainly material enough).



Attending a local fair, though, is an annual day-long event for us. What's more, we go every year, and I'm always interested in how the boys' activities and interactions change with time. These two layouts, "Eat Pie," and "Play Games"

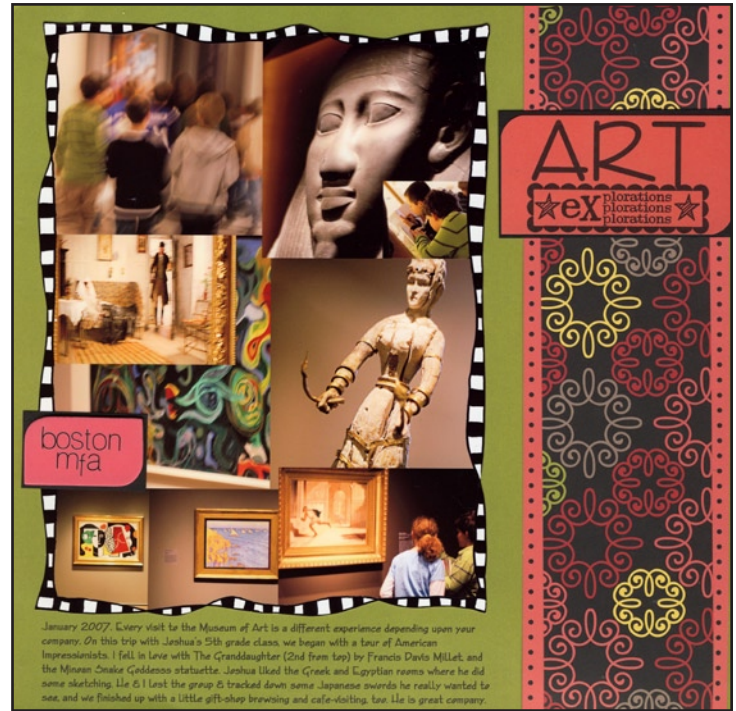
are part of a series of several layouts for this local outing.



concentrate on the place

Focus on the details of the location, ranging from the landscape and buildings to the smaller details that you noticed or have even come to take for granted. Do this when you don't have the photos and/or story of people and activities. But, also, do this for places you visit repeatedly so that you can have this record.

Museums often seem to demand this approach from me--it's much more interesting to show the exhibit than it is to show my friends looking at the exhibit. "Art Explorations" and "Drawing at the MFA" are both the the Boston Museum of Fine arts. The two pages feature the

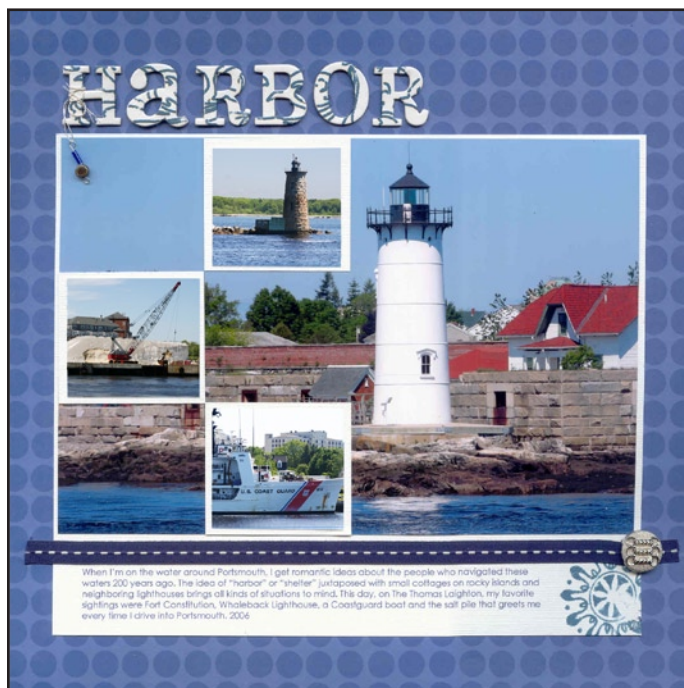


place--but with differing levels of focus. "Drawing" zooms right in on one exhibit and shows my children focused on that exhibit. "Art Explorations" shows several of the exhibits we really enjoyed on this particular outing.

"The University Dairy Bar" is a page that shows up the inside and outside of one of our favorite lunch stops. I made this page four years ago, and even included a food menu, ice cream menu, and the history of this train station. This last year,



CLICK for journaling.



CLICK for journaling.

the station was "updated" inside to a more modern look. What's more, the menu has become healthy and organic. Oh, how we miss those hot dogs and fries and sitting at the u-shaped counter. What's more: oh, how happy I am that I made this page and included so many details.

When you do make pages that concentrate on place, consider adding memorabilia or documentation (like the menus on "Dairy Bar") or even facts that seem obvious to you right now but not to others or to you in the future. In "Harbor," I included the names of the key sights in my photos.

feature the activities

So what did you do there? And it is always the same thing or does it vary by season, with your company, or over time? Be sure to get photos of your companions in action on outings and tell about these goings-on in the journaling.


“Evening Swim” is a layout of an outing we’ve made many times over the years. Every year is different,



though. I find I don't scrap going to the pool more than once in any season BUT I do seem to scrap it every season, and I love seeing the repetitions and the changes. The journaling is not real "deep" on these, but the photos focused on their play provides the information and charm that




and charm that make these pages keepers.



Physical activities just seem to demand some action shots--as shown in "Big Hill" and "Doing It."

SKETCH BUNDLE FOR EVERYDAY LIFE PAGES

[click here to download layered psd files/templates](#)



JOURNALING: “And We Shopped”

Joshua loves junk. And Isaac loves odd cute stuff. While in Oxford this summer, we spent one day in Bainbridge where there are several antique shops. Luckily they all have “stuff” (I’ll stop calling it junk) that the boys could afford. Joshua was excited. Isaac was skeptical, but he had the first find of the day: this colorful squirrel that he HAD to have. He also got a glass elephant and a very small, handmade, jointed bear. Joshua got a Native American pewter figure, a small totem pole made in Alaska, and a very small knife in sheath (about 2”). And no junkshopping day is complete without lunch at Bob’s diner. July 2007. [CLICK](#) to return to layout.

JOURNALING: “Blueberry Season”

I love the things that Isaac latches onto. On Sat evening, I said they played classical music on Sunday mornings at Blueberry Bay Farm. He was fixated on getting there early enough the next day to make sure he didn’t miss the music. And when we got there that was what he was looking for first --- and we found it right in our favorite back patch. The EarliBlues were the best picking and the least tart. Joshua made a coffee cake that night. And check out his blueberry snowman. June 2007. [CLICK](#) to return to layout.

JOURNALING: “Coffee on Thursdays”

When we met six years ago, it was around activities for our very young children, a way to give the kids playmates--and what we also got was our own community. I love this small group that has persisted to the point that we make an effort to get together for ourselves.

I love that when I email Jill and say I’m sorry but I just won’t be there tomorrow and ask will she still love me, she says: NO! She responds jokingly, of course, but it jogs me out of my tunnel vision and makes me feel loved and so I go.

We’re all moving into new stages, our kids going to school, some of them all day! And we’re pursuing new ventures, all of them different, which makes sense since we never met around a common hobby or interest but rather around our families.

There was one March morning when everyone had something to give someone else, and I thought the exchanges perfectly characterized each of us in our interests, talents, and skills. - I gave Elaine a book of party games to use for Lily’s birthday party - Jill gave Jacqui an article about women selling Arbonne - Elaine gave me Pica Pica ribbon! - Bev gave Jacqui a camp registration and - Jill gave Elaine a soy candle with an oil mix she called “Gratitude”

Gratitude, for sure. [CLICK](#) to return to layout.

JOURNALING: “Dairy Bar”

COVER: When In Durham, New Hampshire THE UNIVERSITY DAIRY BAR is not to be missed Eat breakfast, lunch, and/or ice cream in this small Richardsonsdesque train station. Be served by the University’s Restaurant Management Students. Catch the Downeaster to Portland or Boston. Enjoy the company of friends and family.

TRAIN STATION HISTORY PAGE:

The Durham Train Station was originally built in 1896 in Lynn, MA. When a much larger station replaced it in 1911, this small Richardsonsdesque station was completely dismantled and transported to Durham. Here it was reconstructed and served the University and the town as a train station until the 1960’s. A few years after its closing, the University purchased the station from the B&M Railroad for \$1.00. Since the 1970s it has been an educational facility for Restaurant Management students. This staion is one of the of the best examples of turn-of-the-century railroad architecture in New England. In December 2001, passenger rail service resumed with Amtrak’s Downeaster.

DOWNEASTER PAGE:

The first commuter train to pull into Durham, NH in 30 years, Amtrak’s Downeaster, pulled in on December 14, 2001. THE ROUTE Portland Old Orchard Beach Saco Wells Dover Durham Exeter Haverill Woburn Boston. \$14 one way Durham to Boston. Departures South: 7:29 am 9:59 am 3:10 pm 4:49 pm 7: 49 pm

RESTAURANT PAGE:

Breakfast * Lunch * Ice Cream. The UNH Dairy Bar is a Thompson School Training Facility for Restaurant Management students. Grill service is offered Monday through Friday from 8a.m.-4p.m. throughout the entire year. Summer ice cream service at the window is offered weekdays 4:30p.m.-8p.m. and Saturday and Sunday Noon-8:00p.m.

ICE CREAM FLAVOURS PAGE :

Pistachio Chocolate Vanilla MooseTracks Rum Raisin Cookies and Cream Chocolate Almond Strawberry Chocolate Chip Cookie Dough Praline Pecan Coffee Rocky Road Mint Chocolate Chip Butter Pecan Neapolitan etc . . . [CLICK](#) to return to layout.

JOURNALING: “Get Your Hand Outta My Bucket”

Sunday morning at Blueberry Bay Farm is our tradition. We never get up early enough to beat the heat. We each have our own bucket & this time I remembered rope. You guys get tired after about 30 mins and wander off while I pick some more. We gobble handfuls of them in the car on the way home. We took this shot with the gorilla tripod you guys gave me for mother’s day--love that you

understand & want me in photos with you & splurged on this PLUS are always cooperative when I want to use it. We clowned around grabbing each others' berries. [CLICK](#) to return to layout.

JOURNALING: "Harbor"

When I'm on the water around Portsmouth, I get romantic ideas about the people who navigated these waters 200 years ago. The idea of "harbor" or "shelter" juxtaposed with small cottages on rocky islands and neighboring lighthouses brings all kinds of situations to mind. This day, on The Thomas Lughton, my favorite sightings were Fort Constitution, Whaleback Lighthouse, a Coastguard boat and the salt pile that greets me every time I drive into Portsmouth. 2006. [CLICK](#) to return to layout.

JOURNALING: "Jolly Holiday"

Isaac, Today we met the Mangans at the movies and it was a much different experience than when we go alone. We saw "Space Chimps" @ 1:30, did the photo-booth thing, got some beads @ Michael's, sat outside @ Chipotle & snacked & made necklaces, got ice cream @ Cold Stone & then . . . we went back over to the theatre for "Mamma Mia." Lily's Aunt Katie & cousin Hannah were here from Oregon & Rahoul came too & we were a happy group -- doing a combo of things it would never occur to us to mix. Aug 2 2008. [CLICK](#) to return to layout.

JOURNALING: "Rink Time"

After too many months of not seeing each other, Patty called on a Sunday to find out what time the rink in our town opened since theirs was closed. 2:00! And we'll be there to meet you. It can be that easy. It's not as easy for the kids to reconnect as it is for Patty and me--so we need to do this again . . . and soon. 01*08 [CLICK](#) to return to layout.

JOURNALING: "The Shoppers"

When you showed up at Grandma's in these cute outfits with your purses I had my 1st inkling that I might not know what shopping with little girls is like. Tho, I did immediately realize that we'd need to "do lunch" while we were out. We hit 4 dollar stores, with Hannah confidently putting items in her basket and Emma making considered choices. After that we went to the Pizza Hut lunch buffet and had a lovely time. XO Aunt Debbie [CLICK](#) to return to layout.